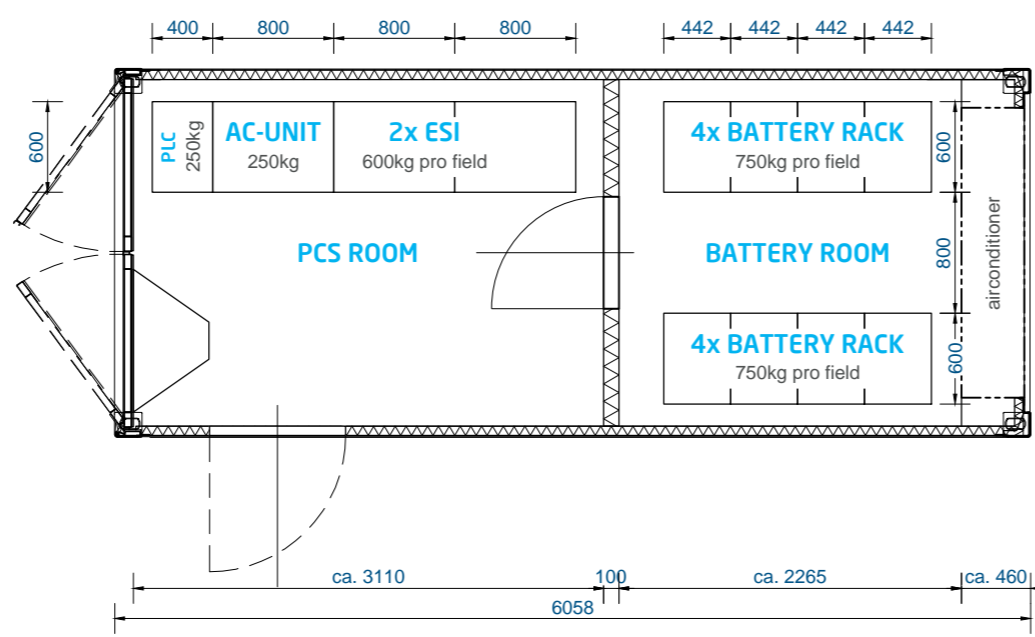
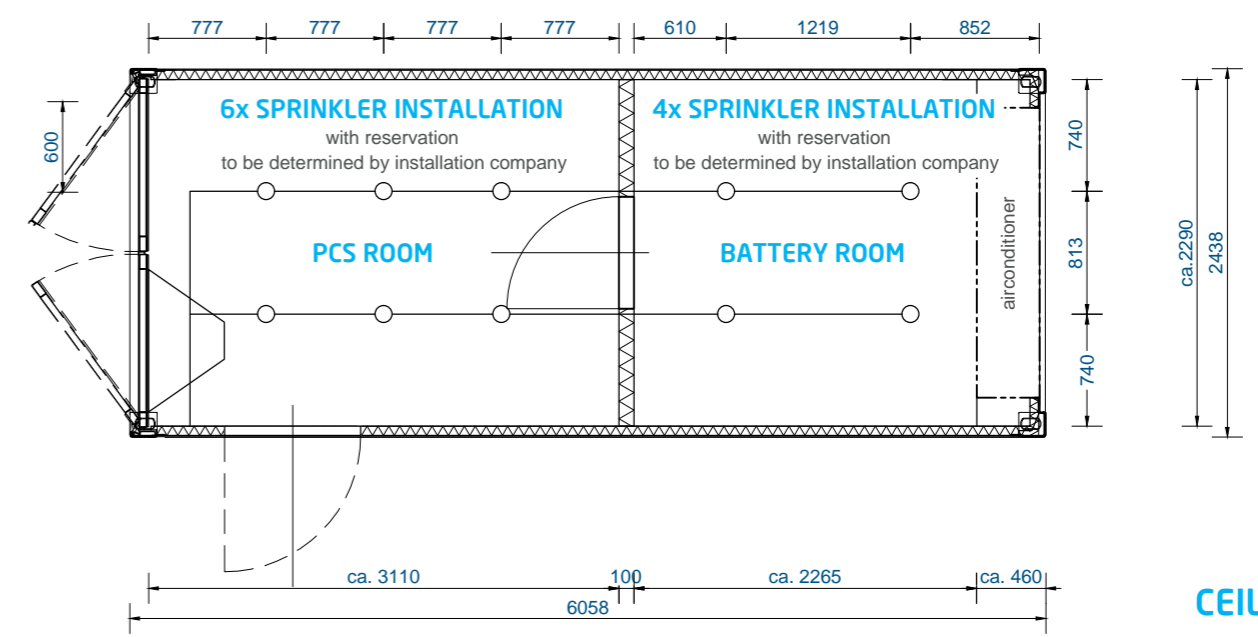


THESE DESIGNS ARE THE INTELLECTUAL PROPERTY OF ALFEN B.V. IN ALMERE, THE NETHERLANDS, AND ARE PROTECTED AS SUCH BY THE INFORMATION IN THIS DOCUMENT MAY NOT BE REPRODUCED AND/OR PUBLISHED BY PRINT, PHOTO COPY, AND/OR BY ANY OTHER MEANS WITHOUT THE WRITTEN PERMISSION OF ALFEN B.V.

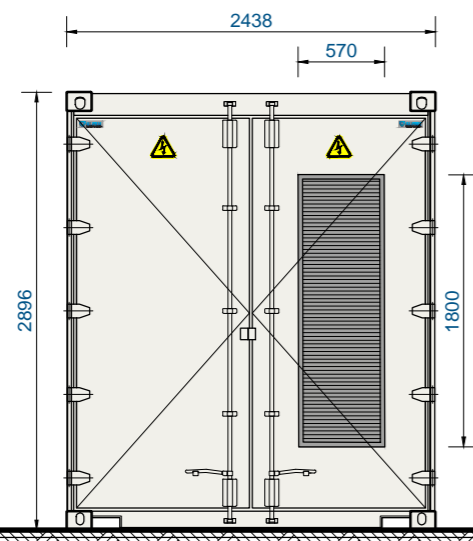
REVISION
 A. 11-7-2018, dgl - comments RTE processed on drawing
 B. 01-05-2018, DL - designed ceiling plan with sprinkler installation commissioned by RT



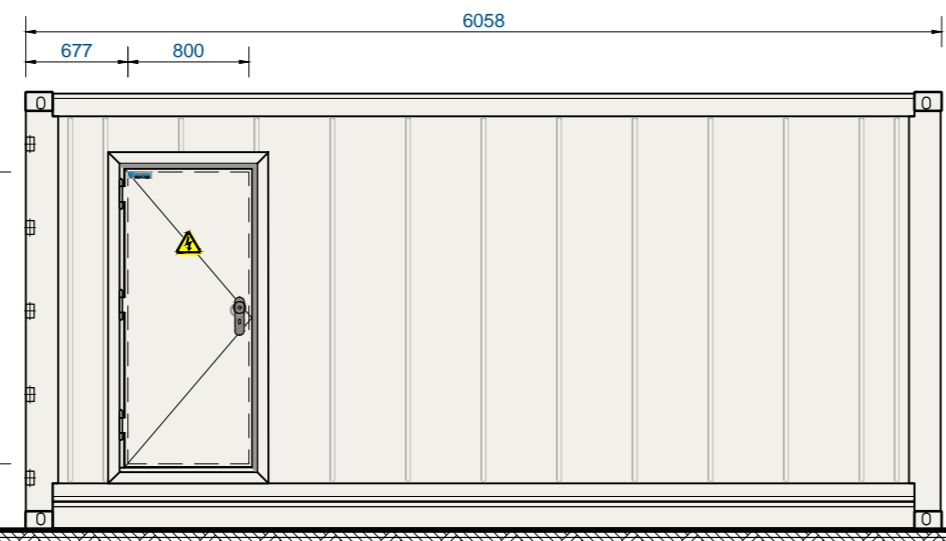
FLOOR PLAN



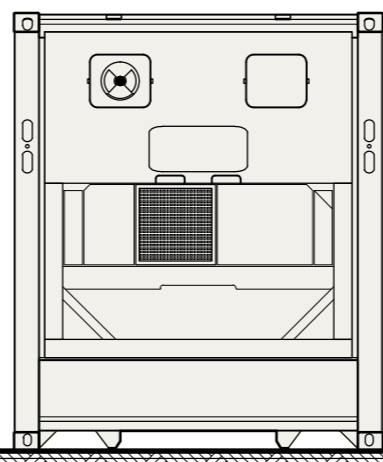
CEILING PLAN



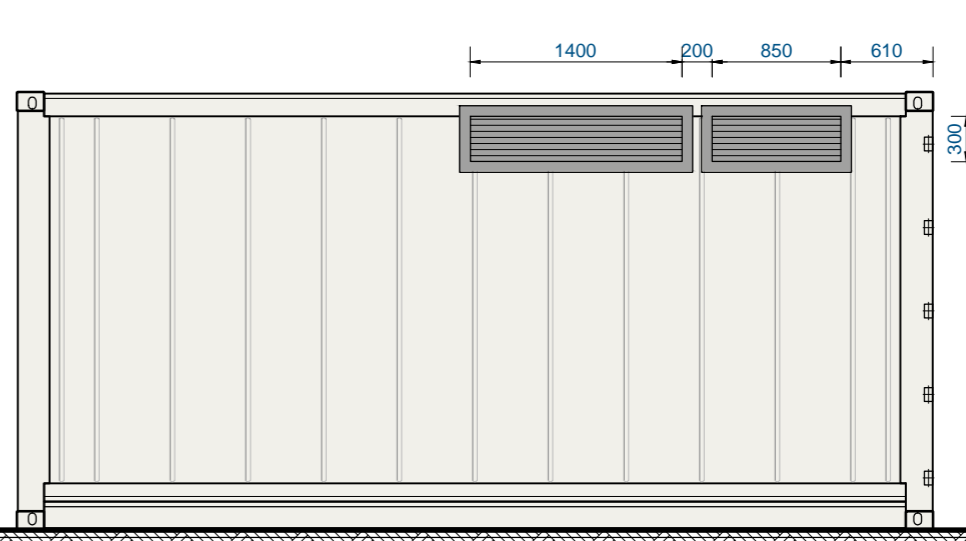
VIEW LEFT



FRONT



VIEW RIGHT



BACK

DIMENSIONS		OTHER DIMENSIONS AND MATERIALS	
Container external:	6058 x 2438 mm	Container door size:	opening approx. 2570 x 2290 mm (h x w)
Container internal:	3110 x 2292 mm	Sidedoor size:	opening approx. 1930 x 800 mm (h x w)
Area built:	14,8m ²	Door(s) made of:	steel
		Ventilation grilles made of:	galvanized steel 2mm
HEIGHTS		FACILITIES	
Building external:	2898 mm	• door(s) provided with opening position locking (approx. 105°), warning sticker and door handle;	
Building internal:	2514 mm		
WEIGHTS		FINISH EXTERNAL	
Container:	3,0 ton	Container:	sandwichpanel coated color RAL 90.. (white)
Equipment:	9,0 ton		
Weights according to Eurocode NEN-EN 1991-1-1+C1		FINISH INTERNAL	
Concequence class according to NEN-EN 1990 CC1		container walls:	sandwichpanel aluminium
Permanent load:	129,5 kN	Floor:	multiplex 40mm
Variable load:	84,9 kN		
Total load:	214,4 kN		

assembly
 Accessible container - The Battery CS600.25

detail
 Scholt Energy Solutions - Weert Energie - Valkenswaard

DISCLAIMER
 The colors on the drawing may differ from reality, due to printer and / or monitor settings. These colors are indicative. No rights can be derived.

american projection
 dimensions in mm

forecast nr	drawn	lamd	1-8-2018	size	
OF-13056	constructed	dgl	10-7-2018	PROJECTS-A2	1:50
order nr	drawing state			drawing nr	rev.
	OFFERTE			8105A102	B

ALFEN
 POWER TO ADAPT